

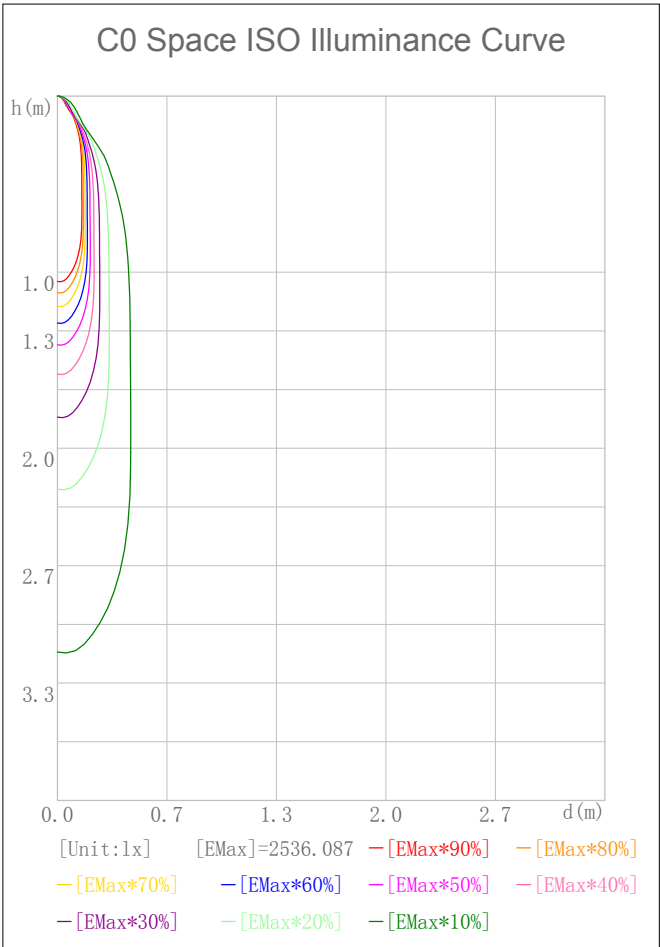
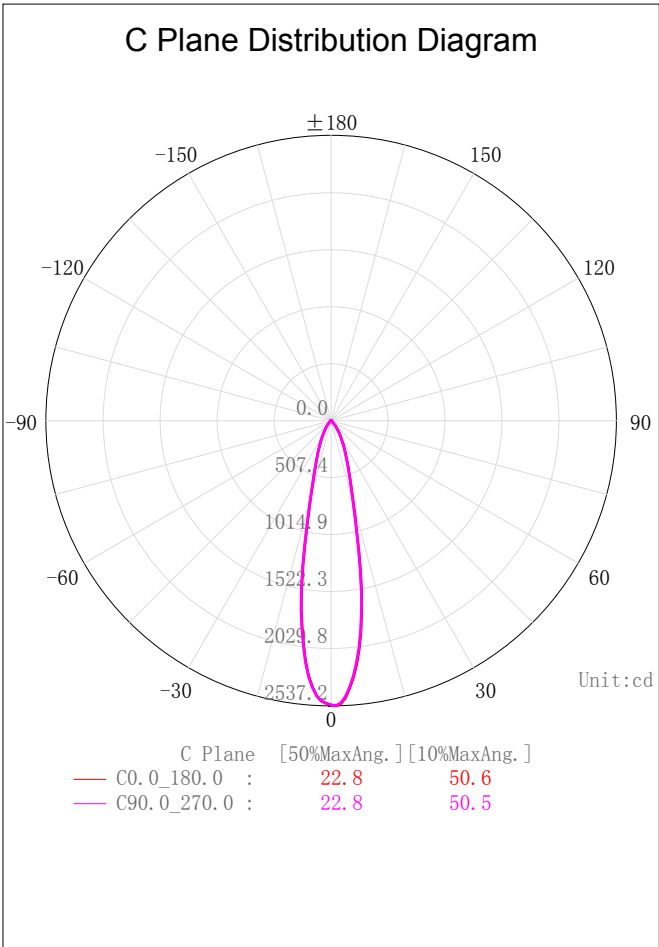
Indoor Luminaire Photometric Data

Description Information

Luminary Name:SD01-08-XX-01 3000K RA90 24D		Lum. Catalog:	Test ID: 01
Lamp Name:		Lamp Catalog: LED	Test Date: 2021/04/29
Manufacture: Shenzhen Norming Lighting Co.Ltd		Shld.Ang(°):	Test Machine:GON-2000
Test Lab: Quality Department		Frequency (Hz):	Lamp CCT (K): Ra:
Lum. Size (W*L*H):0.050m*0.000m*0.000m		Lum. Area (m2):0.002	Lum. W (kg): 0.000
Test System: C, γ	Test Step: C=90.0 γ=1.0	Temp. (°C): 25	Humidity(%): 50.0

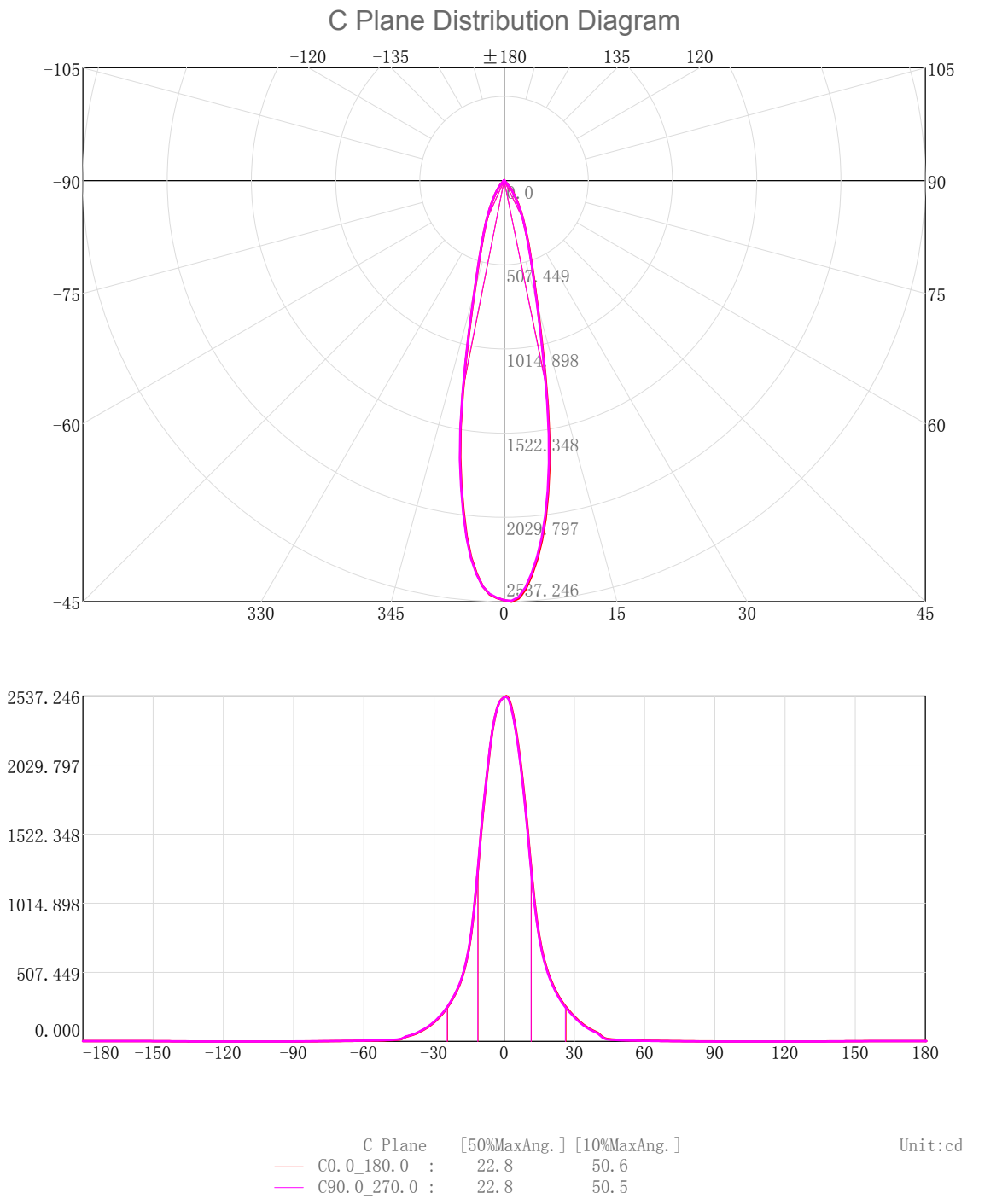
Character Parameter

Lamp Speciality Parameter		Luminaire Speciality Parameter	
Rated Flux(lm): 625.710	Luminary Flux(lm): 625.709	Field Angle(10%Imax): 50.6(°)	
Rated Power(W):	Luminary Efficiency: 100.00%	Down Lumens&Percent: 621.916lm 99.39%	
Rated Voltage(V):	Luminary EER(lm/W): 79.993	Up Lumens&Percent: 3.793lm 0.61%	
Tested Power(W): 7.822	Max. Candela(cd): 2537.246	S/MH: C0_a180=0.390 C90_270=0.390	
Lamps' Inside: 1	Max Cand@Ang. (°): C=0.0 γ=1.0	CIE Type: Semi-Direct	
Tested Electrics (V, A, pf):240.3, 0.035, 0.909	Beam Angle(50%Imax): 22.8(°)	ErP ϕ use(90°): 600.238lm	
Lamp Size (W*L*H):0.050m*0.000m*0.000m	Left=-11.2°, Right=11.6°	IRF(%): 837.391	



2D Plane Light Intensity Distribution Curve

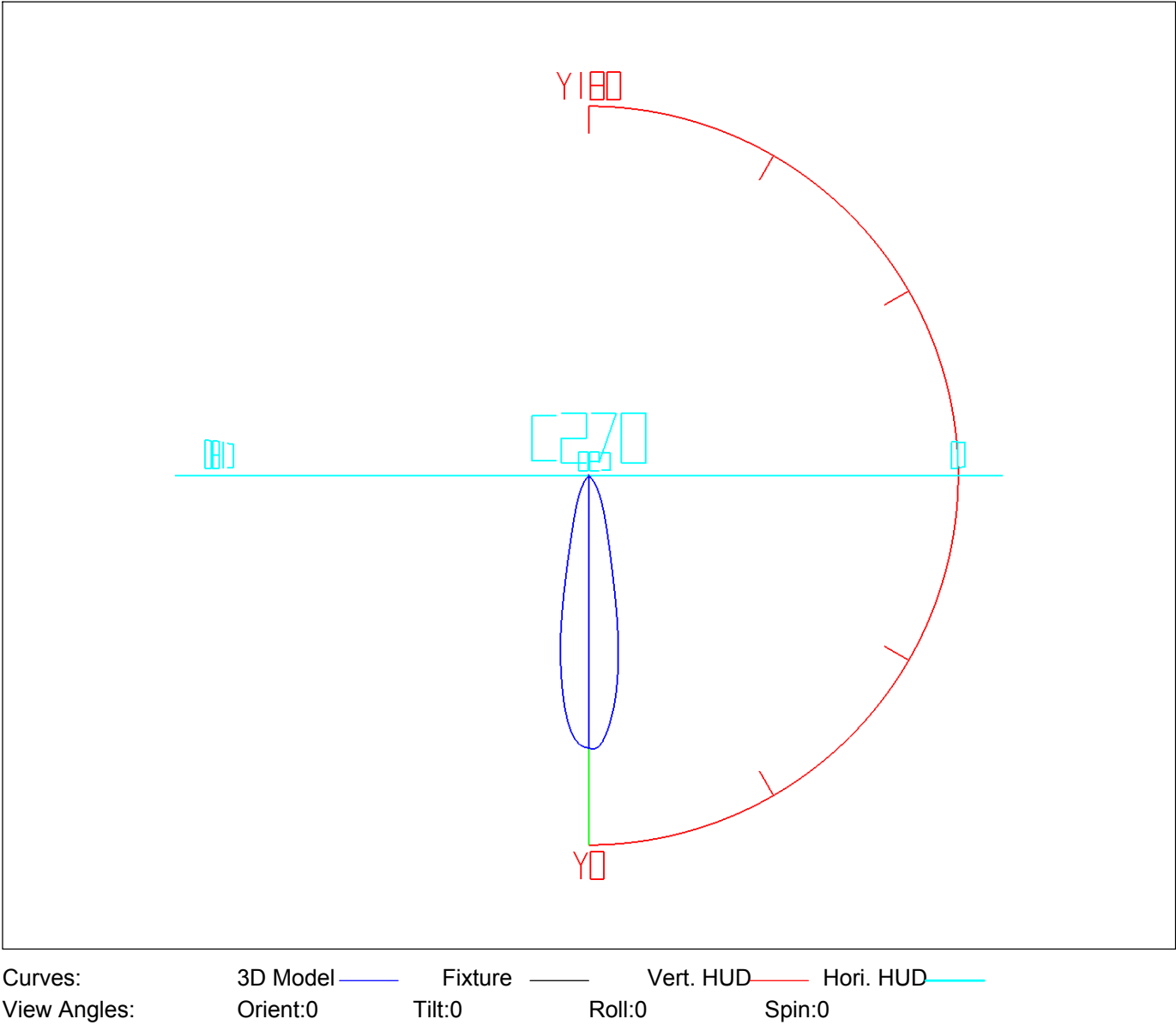
Lum. Name: SD01-08-XX-01 3000K RA90 24D	Lum. Catelog:	Test ID: 01
Lamp Name:	Lamp Catelog: LED	Test Lab: Quality Department
Manufacture: Shenzhen Norming Lighting Co.Ltd	Test Machine:GON-2000	Test Date: 2021/04/29



3D Light Intensity Distribution Modal

Lum. Name: SD01-08-XX-01 3000K RA90 24D	Lum. Catelog:	Test ID: 01
Lamp Name:	Lamp Catelog: LED	Test Lab: Quality Department
Manufacture: Shenzhen Norming Lighting Co.Ltd	Test Machine:GON-2000	Test Date: 2021/04/29

3D Light Intensity Distribution Modal



IES Indoor Report

Photometric Filename:SD01-08-XX-01 3000K RA90 24D.IES

Zonal Flux Tabulation

Zone(γ)	Zone Flux (lm)	Sums Flux (lm)	Zone%Lamp	Sums%Lamp	Zone(γ)	Zone Flux (lm)	Sums Flux (lm)	Zone%Lamp	Sums%Lamp
0.0-1.0	2.42	2.42	0.39	0.39	47.0-48.0	0.97	605.18	0.16	96.72
1.0-2.0	7.22	9.64	1.15	1.54	48.0-49.0	0.92	606.10	0.15	96.87
2.0-3.0	11.86	21.50	1.90	3.44	49.0-50.0	0.87	606.97	0.14	97.01
3.0-4.0	16.18	37.67	2.59	6.02	50.0-51.0	0.82	607.80	0.13	97.14
4.0-5.0	20.05	57.72	3.20	9.22	51.0-52.0	0.78	608.58	0.12	97.26
5.0-6.0	23.38	81.10	3.74	12.96	52.0-53.0	0.74	609.32	0.12	97.38
6.0-7.0	26.03	107.12	4.16	17.12	53.0-54.0	0.71	610.03	0.11	97.49
7.0-8.0	27.94	135.07	4.47	21.59	54.0-55.0	0.68	610.71	0.11	97.60
8.0-9.0	29.11	164.18	4.65	26.24	55.0-56.0	0.66	611.37	0.11	97.71
9.0-10.0	29.43	193.61	4.70	30.94	56.0-57.0	0.64	612.01	0.10	97.81
10.0-11.0	28.76	222.36	4.60	35.54	57.0-58.0	0.61	612.62	0.10	97.91
11.0-12.0	27.22	249.58	4.35	39.89	58.0-59.0	0.59	613.21	0.09	98.00
12.0-13.0	25.26	274.84	4.04	43.92	59.0-60.0	0.57	613.78	0.09	98.09
13.0-14.0	23.30	298.14	3.72	47.65	60.0-61.0	0.55	614.33	0.09	98.18
14.0-15.0	21.55	319.68	3.44	51.09	61.0-62.0	0.53	614.85	0.08	98.26
15.0-16.0	20.06	339.74	3.21	54.30	62.0-63.0	0.51	615.36	0.08	98.35
16.0-17.0	18.80	358.54	3.00	57.30	63.0-64.0	0.49	615.85	0.08	98.42
17.0-18.0	17.73	376.27	2.83	60.13	64.0-65.0	0.47	616.32	0.07	98.50
18.0-19.0	16.79	393.05	2.68	62.82	65.0-66.0	0.45	616.77	0.07	98.57
19.0-20.0	15.94	408.99	2.55	65.36	66.0-67.0	0.43	617.20	0.07	98.64
20.0-21.0	15.17	424.17	2.43	67.79	67.0-68.0	0.41	617.61	0.07	98.71
21.0-22.0	14.45	438.62	2.31	70.10	68.0-69.0	0.39	618.00	0.06	98.77
22.0-23.0	13.73	452.35	2.19	72.29	69.0-70.0	0.38	618.38	0.06	98.83
23.0-24.0	13.04	465.39	2.08	74.38	70.0-71.0	0.36	618.73	0.06	98.89
24.0-25.0	12.36	477.75	1.98	76.35	71.0-72.0	0.33	619.07	0.05	98.94
25.0-26.0	11.71	489.45	1.87	78.22	72.0-73.0	0.31	619.38	0.05	98.99
26.0-27.0	11.06	500.51	1.77	79.99	73.0-74.0	0.29	619.68	0.05	99.04
27.0-28.0	10.42	510.93	1.66	81.66	74.0-75.0	0.27	619.95	0.04	99.08
28.0-29.0	9.78	520.71	1.56	83.22	75.0-76.0	0.25	620.20	0.04	99.12
29.0-30.0	9.16	529.87	1.46	84.68	76.0-77.0	0.23	620.43	0.04	99.16
30.0-31.0	8.54	538.41	1.37	86.05	77.0-78.0	0.21	620.65	0.03	99.19
31.0-32.0	7.94	546.35	1.27	87.32	78.0-79.0	0.20	620.84	0.03	99.22
32.0-33.0	7.35	553.70	1.18	88.49	79.0-80.0	0.18	621.02	0.03	99.25
33.0-34.0	6.79	560.49	1.09	89.58	80.0-81.0	0.16	621.18	0.03	99.28
34.0-35.0	6.24	566.73	1.00	90.57	81.0-82.0	0.14	621.32	0.02	99.30
35.0-36.0	5.72	572.45	0.91	91.49	82.0-83.0	0.13	621.45	0.02	99.32
36.0-37.0	5.23	577.69	0.84	92.32	83.0-84.0	0.11	621.56	0.02	99.34
37.0-38.0	4.77	582.45	0.76	93.09	84.0-85.0	0.09	621.65	0.02	99.35
38.0-39.0	4.36	586.82	0.70	93.78	85.0-86.0	0.08	621.73	0.01	99.36
39.0-40.0	3.98	590.79	0.64	94.42	86.0-87.0	0.06	621.80	0.01	99.37
40.0-41.0	3.47	594.26	0.55	94.97	87.0-88.0	0.05	621.85	0.01	99.38
41.0-42.0	2.82	597.08	0.45	95.42	88.0-89.0	0.04	621.89	0.01	99.39
42.0-43.0	2.14	599.22	0.34	95.77	89.0-90.0	0.03	621.92	0.00	99.39
43.0-44.0	1.58	600.80	0.25	96.02	90.0-91.0	0.02	621.94	0.00	99.40
44.0-45.0	1.25	602.05	0.20	96.22	91.0-92.0	0.02	621.96	0.00	99.40
45.0-46.0	1.12	603.17	0.18	96.40	92.0-93.0	0.01	621.97	0.00	99.40
46.0-47.0	1.04	604.21	0.17	96.56	93.0-94.0	0.01	621.98	0.00	99.40

IES Indoor Report

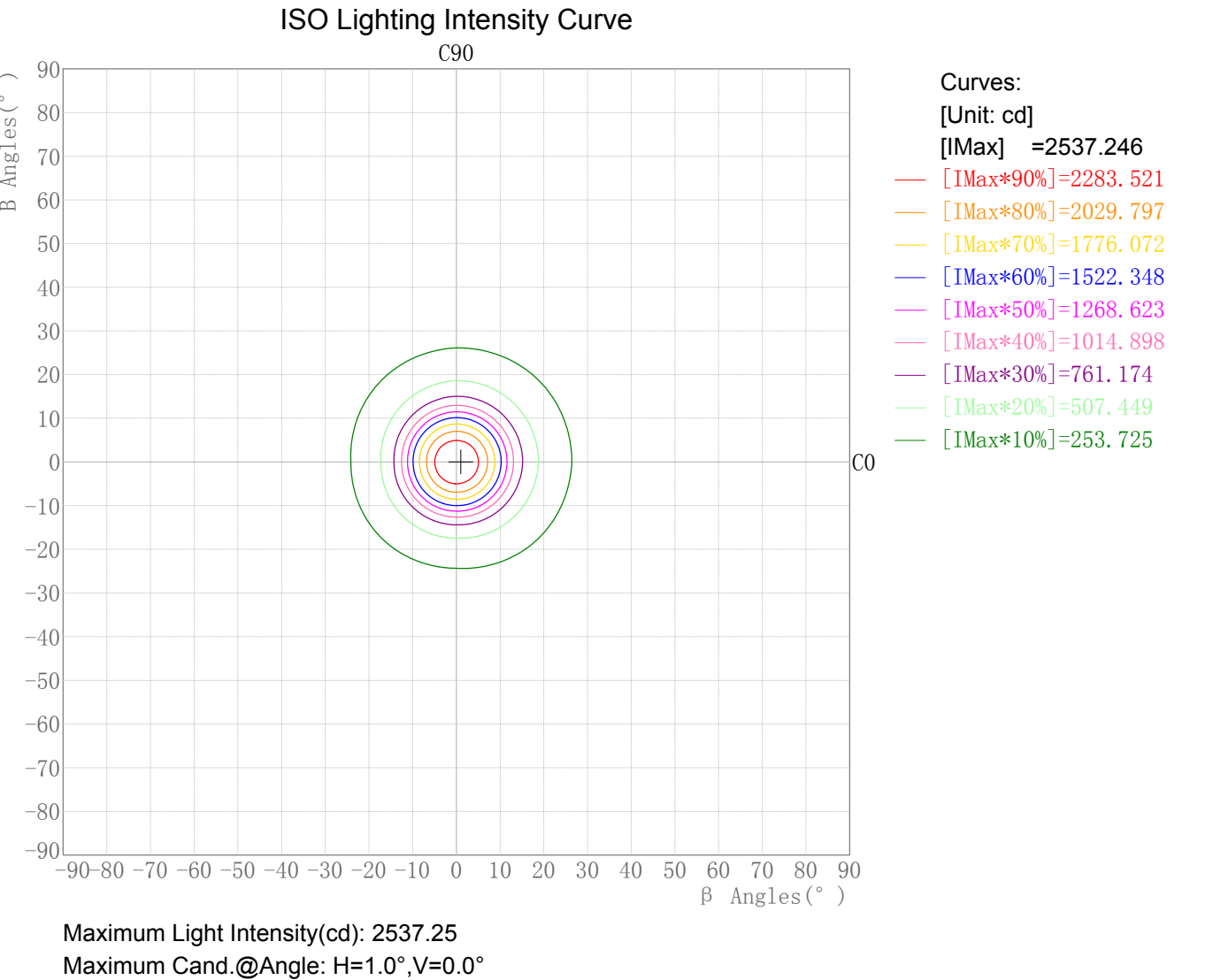
Photometric Filename:SD01-08-XX-01 3000K RA90 24D.IES

Zonal Flux Tabulation - (Cont.)

Zone(γ)	Zone Flux (lm)	Sums Flux (lm)	Zone%Lamp	Sums%Lamp	Zone(γ)	Zone Flux (lm)	Sums Flux (lm)	Zone%Lamp	Sums%Lamp
94.0-95.0	0.01	621.99	0.00	99.41	141.0-142.0	0.08	622.44	0.01	99.48
95.0-96.0	0.01	622.00	0.00	99.41	142.0-143.0	0.09	622.53	0.01	99.49
96.0-97.0	0.00	622.00	0.00	99.41	143.0-144.0	0.09	622.62	0.02	99.51
97.0-98.0	0.00	622.00	0.00	99.41	144.0-145.0	0.10	622.72	0.02	99.52
98.0-99.0	0.00	622.00	0.00	99.41	145.0-146.0	0.11	622.83	0.02	99.54
99.0-100.0	0.00	622.00	0.00	99.41	146.0-147.0	0.11	622.94	0.02	99.56
100.0-101.0	0.00	622.00	0.00	99.41	147.0-148.0	0.12	623.06	0.02	99.58
101.0-102.0	0.00	622.00	0.00	99.41	148.0-149.0	0.12	623.18	0.02	99.60
102.0-103.0	0.00	622.00	0.00	99.41	149.0-150.0	0.12	623.30	0.02	99.62
103.0-104.0	0.00	622.00	0.00	99.41	150.0-151.0	0.13	623.43	0.02	99.64
104.0-105.0	0.00	622.00	0.00	99.41	151.0-152.0	0.13	623.56	0.02	99.66
105.0-106.0	0.00	622.00	0.00	99.41	152.0-153.0	0.13	623.69	0.02	99.68
106.0-107.0	0.00	622.00	0.00	99.41	153.0-154.0	0.13	623.81	0.02	99.70
107.0-108.0	0.00	622.00	0.00	99.41	154.0-155.0	0.13	623.94	0.02	99.72
108.0-109.0	0.00	622.00	0.00	99.41	155.0-156.0	0.12	624.06	0.02	99.74
109.0-110.0	0.00	622.00	0.00	99.41	156.0-157.0	0.12	624.19	0.02	99.76
110.0-111.0	0.00	622.00	0.00	99.41	157.0-158.0	0.12	624.31	0.02	99.78
111.0-112.0	0.00	622.00	0.00	99.41	158.0-159.0	0.12	624.42	0.02	99.79
112.0-113.0	0.00	622.00	0.00	99.41	159.0-160.0	0.11	624.54	0.02	99.81
113.0-114.0	0.00	622.00	0.00	99.41	160.0-161.0	0.11	624.64	0.02	99.83
114.0-115.0	0.00	622.00	0.00	99.41	161.0-162.0	0.11	624.75	0.02	99.85
115.0-116.0	0.00	622.00	0.00	99.41	162.0-163.0	0.10	624.85	0.02	99.86
116.0-117.0	0.00	622.00	0.00	99.41	163.0-164.0	0.10	624.95	0.02	99.88
117.0-118.0	0.00	622.00	0.00	99.41	164.0-165.0	0.09	625.04	0.01	99.89
118.0-119.0	0.00	622.00	0.00	99.41	165.0-166.0	0.09	625.12	0.01	99.91
119.0-120.0	0.00	622.00	0.00	99.41	166.0-167.0	0.08	625.21	0.01	99.92
120.0-121.0	0.00	622.00	0.00	99.41	167.0-168.0	0.07	625.28	0.01	99.93
121.0-122.0	0.00	622.00	0.00	99.41	168.0-169.0	0.07	625.35	0.01	99.94
122.0-123.0	0.00	622.00	0.00	99.41	169.0-170.0	0.06	625.41	0.01	99.95
123.0-124.0	0.00	622.00	0.00	99.41	170.0-171.0	0.06	625.47	0.01	99.96
124.0-125.0	0.00	622.00	0.00	99.41	171.0-172.0	0.05	625.52	0.01	99.97
125.0-126.0	0.00	622.00	0.00	99.41	172.0-173.0	0.04	625.57	0.01	99.98
126.0-127.0	0.00	622.00	0.00	99.41	173.0-174.0	0.04	625.60	0.01	99.98
127.0-128.0	0.00	622.00	0.00	99.41	174.0-175.0	0.03	625.64	0.01	99.99
128.0-129.0	0.00	622.00	0.00	99.41	175.0-176.0	0.03	625.66	0.00	99.99
129.0-130.0	0.00	622.00	0.00	99.41	176.0-177.0	0.02	625.68	0.00	100.00
130.0-131.0	0.00	622.01	0.00	99.41	177.0-178.0	0.01	625.70	0.00	100.00
131.0-132.0	0.01	622.01	0.00	99.41	178.0-179.0	0.01	625.71	0.00	100.00
132.0-133.0	0.01	622.02	0.00	99.41	179.0-180.0	0.00	625.71	0.00	100.00
133.0-134.0	0.01	622.04	0.00	99.41					
134.0-135.0	0.02	622.06	0.00	99.42					
135.0-136.0	0.03	622.09	0.00	99.42					
136.0-137.0	0.04	622.12	0.01	99.43					
137.0-138.0	0.05	622.17	0.01	99.43					
138.0-139.0	0.05	622.22	0.01	99.44					
139.0-140.0	0.06	622.29	0.01	99.45					
140.0-141.0	0.07	622.36	0.01	99.46					

Rectangle ISO Lighting Intensity Diagram

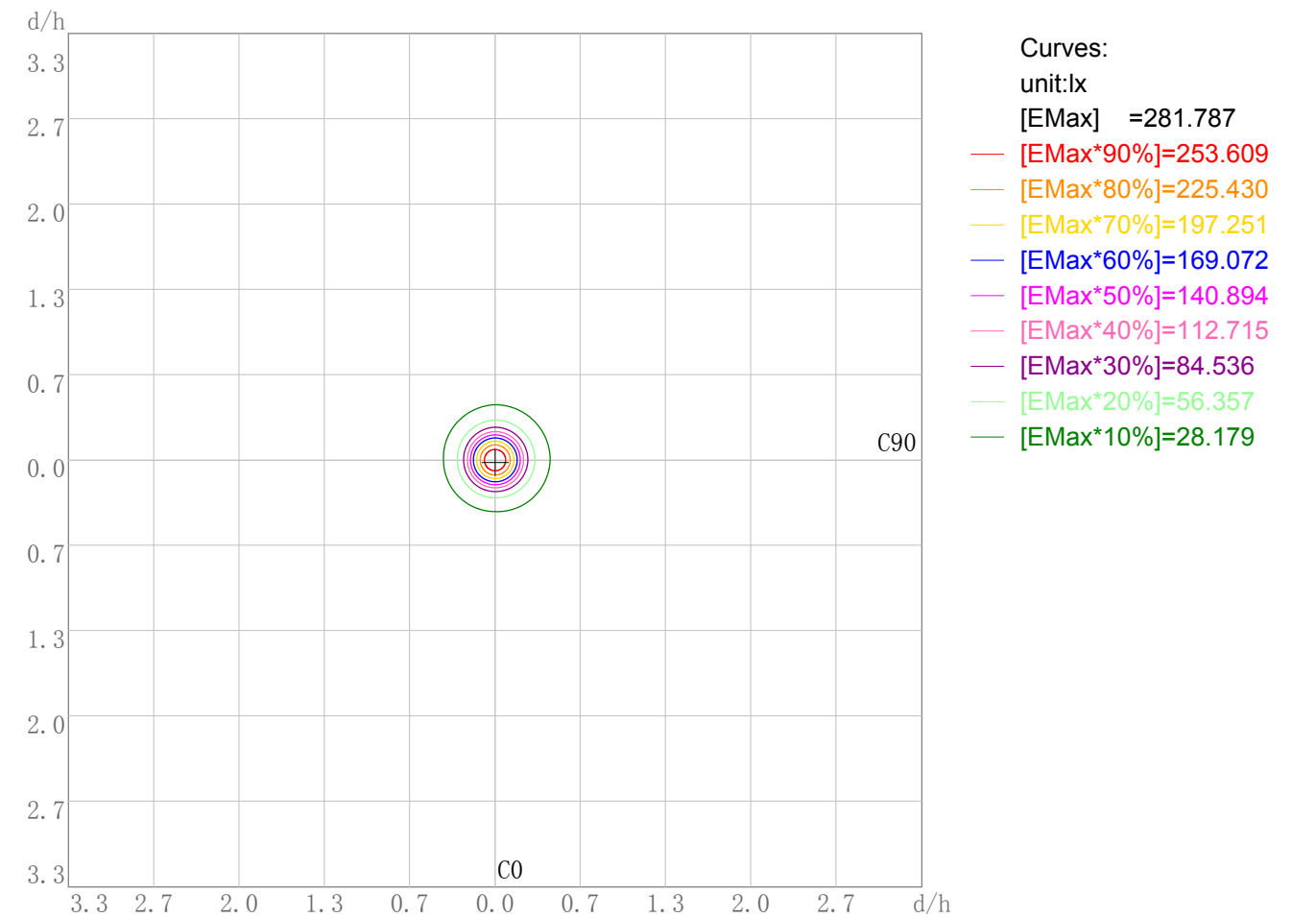
Lum. Name: SD01-08-XX-01 3000K RA90 24D	Lum. Catelog:	Test ID: 01
Lamp Name:	Lamp Catelog: LED	Test Lab: Quality Department
Manufacture: Shenzhen Norming Lighting Co.Ltd	Test Machine:GON-2000	Test Date: 2021/04/29



Plane ISO-Illuminance Diagram

Lum. Name: SD01-08-XX-01 3000K RA90 24D	Lum. Catalog:	Test ID: 01
Lamp Name:	Lamp Catalog: LED	Test Lab: Quality Department
Manufacture: Shenzhen Norming Lighting Co.Ltd	Test Machine:GON-2000	Test Date: 2021/04/29

Plane ISO-Illuminance Curve



Working Plane Luminaire Mounting Height(m): 3.00  
Working Plane Maximum Illuminance(lx): 281.79  
Working Plane Maximum Illuminance Position(d/h):H0.0 V0.0

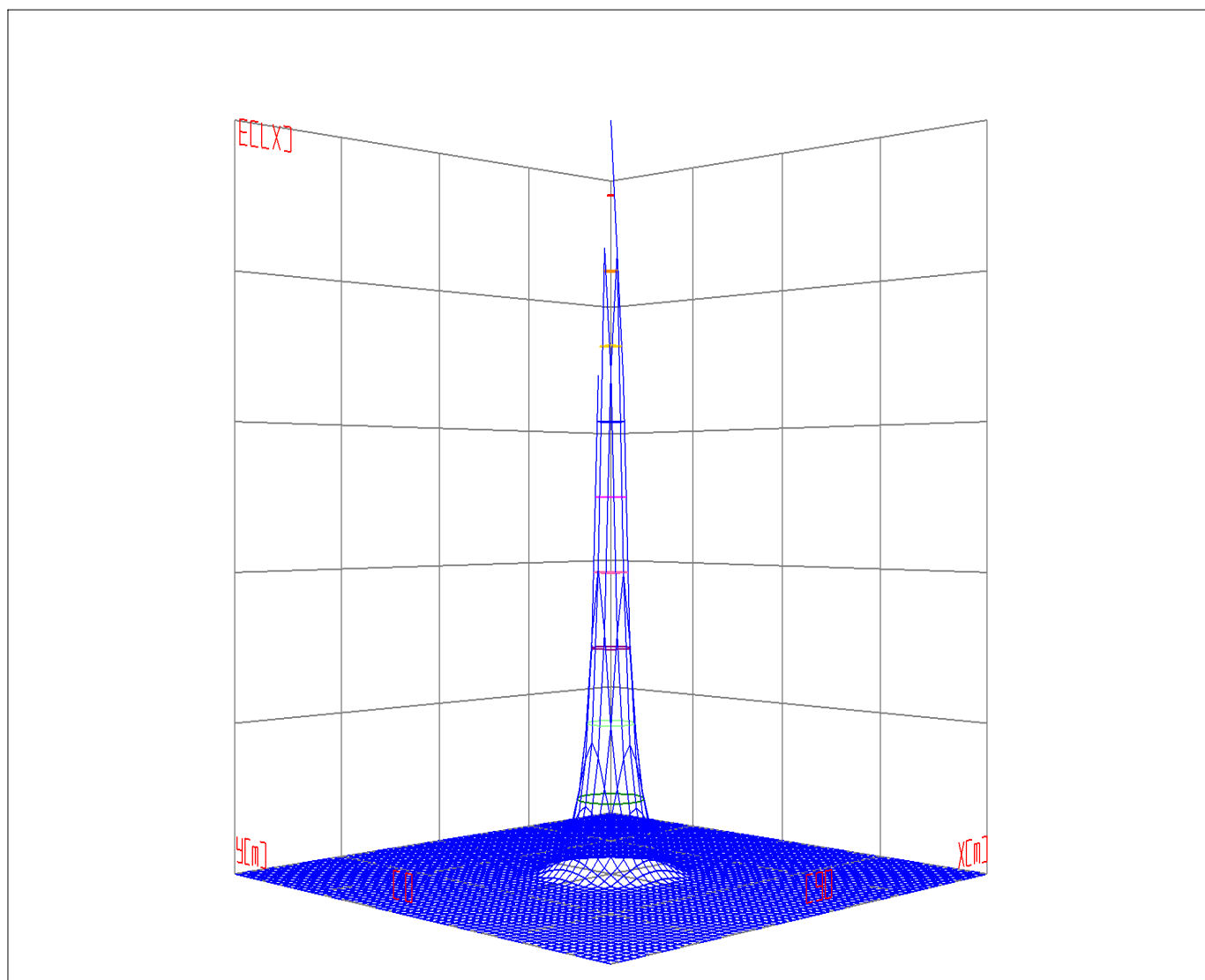
# IES Indoor Report

Photometric Filename:SD01-08-XX-01 3000K RA90 24D.IES

## 3D Plane ISO Illuminance Diagram

Lum. Name: SD01-08-XX-01 3000K RA90 24D	Lum. Catalog:	Test ID: 01
Lamp Name:	Lamp Catalog: LED	Test Lab: Quality Department
Manufacture: Shenzhen Norming Lighting Co.Ltd	Test Machine:GON-2000	Test Date: 2021/04/29

## 3D Plane Illuminance Modal



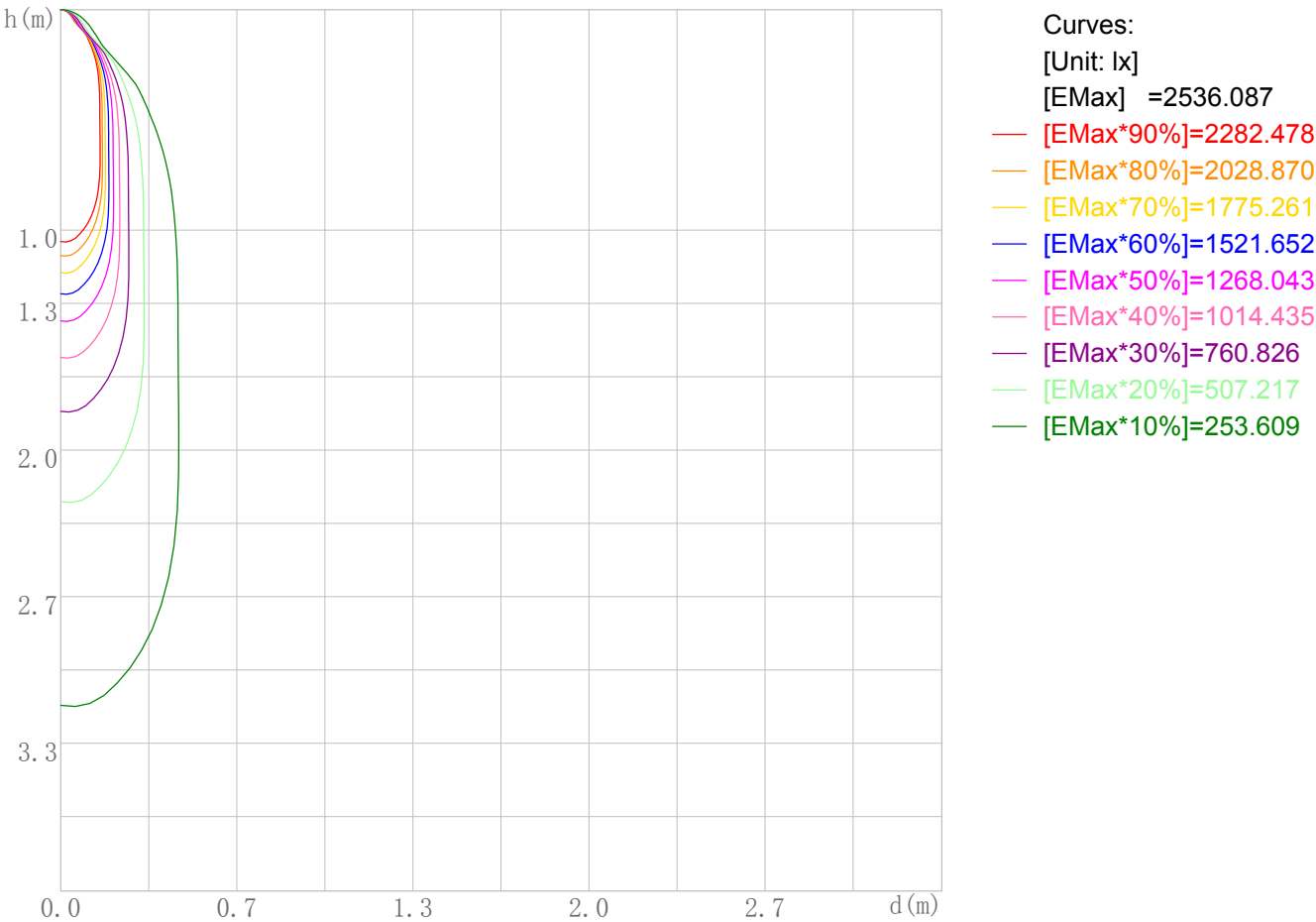
Curves: 3D Model — 90% — 80% — 70% — 60% — 50% — 40% — 30% — 20% — 10% —  
View Angles(deg): 0 Height(m): 3.0 Distance(m): 10.0



Space ISO Illuminance Diagram

Lum. Name: SD01-08-XX-01 3000K RA90 24D	Lum. Catelog:	Test ID: 01
Lamp Name:	Lamp Catelog: LED	Test Lab: Quality Department
Manufacture: Shenzhen Norming Lighting Co.Ltd	Test Machine:GON-2000	Test Date: 2021/04/29

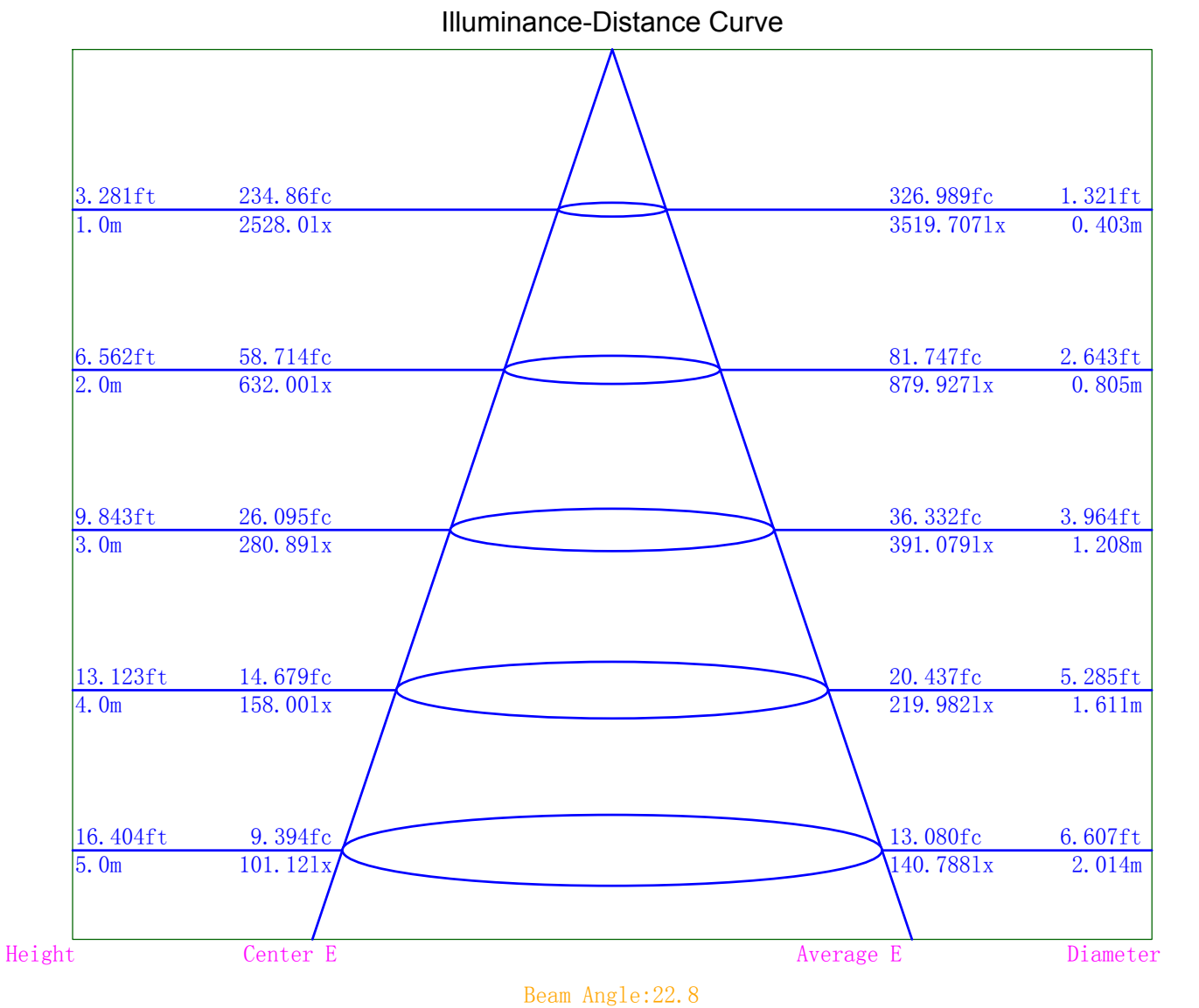
Space ISO Illuminance Curve



Space Plane Maximum Illuminance and @Angle:2536.09lx,1.0deg  
Plane Maximum Lighting Intensity and @Angle:2537.246cd,0deg

Illuminance-Distance Diagram

Lum. Name: SD01-08-XX-01 3000K RA90 24D	Lum. Catelog:	Test ID: 01
Lamp Name:	Lamp Catelog: LED	Test Lab: Quality Department
Manufacture: Shenzhen Norming Lighting Co.Ltd	Test Machine:GON-2000	Test Date: 2021/04/29



Indoor Luminance Limiting Curves

Lum. Name: SD01-08-XX-01 3000K RA90 24D	Lum. Catalog:	Test ID: 01
Lamp Name:	Lamp Catalog: LED	Test Lab: Quality Department
Manufacture: Shenzhen Norming Lighting Co.Ltd	Test Machine:GON-2000	Test Date: 2021/04/29

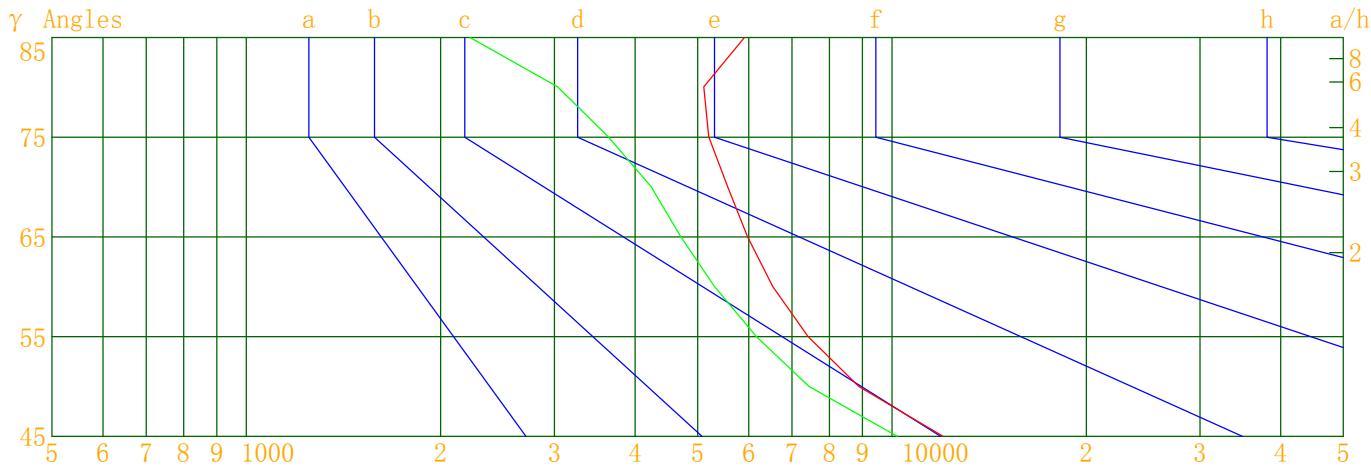
Glare Grade Table

GI	Quality	Using Illuminance							
1.15	A	2000	1000	500	<=300				
1.5	B		2000	1000	500	<=300			
1.85	C			2000	1000	500	<=300		
2.2	D				2000	1000	500	<=300	
2.55	E	a				2000	1000	500	<=300
			b	c	d	e	f	g	h

Luminance Table

Gama(deg)	45	50	55	60	65	70	75	80	85
C0	11999	8881	7413	6536	5974	5565	5203	5112	5908
C90	10192	7435	6165	5311	4707	4236	3634	3036	2221

Luminance Limiting Curve



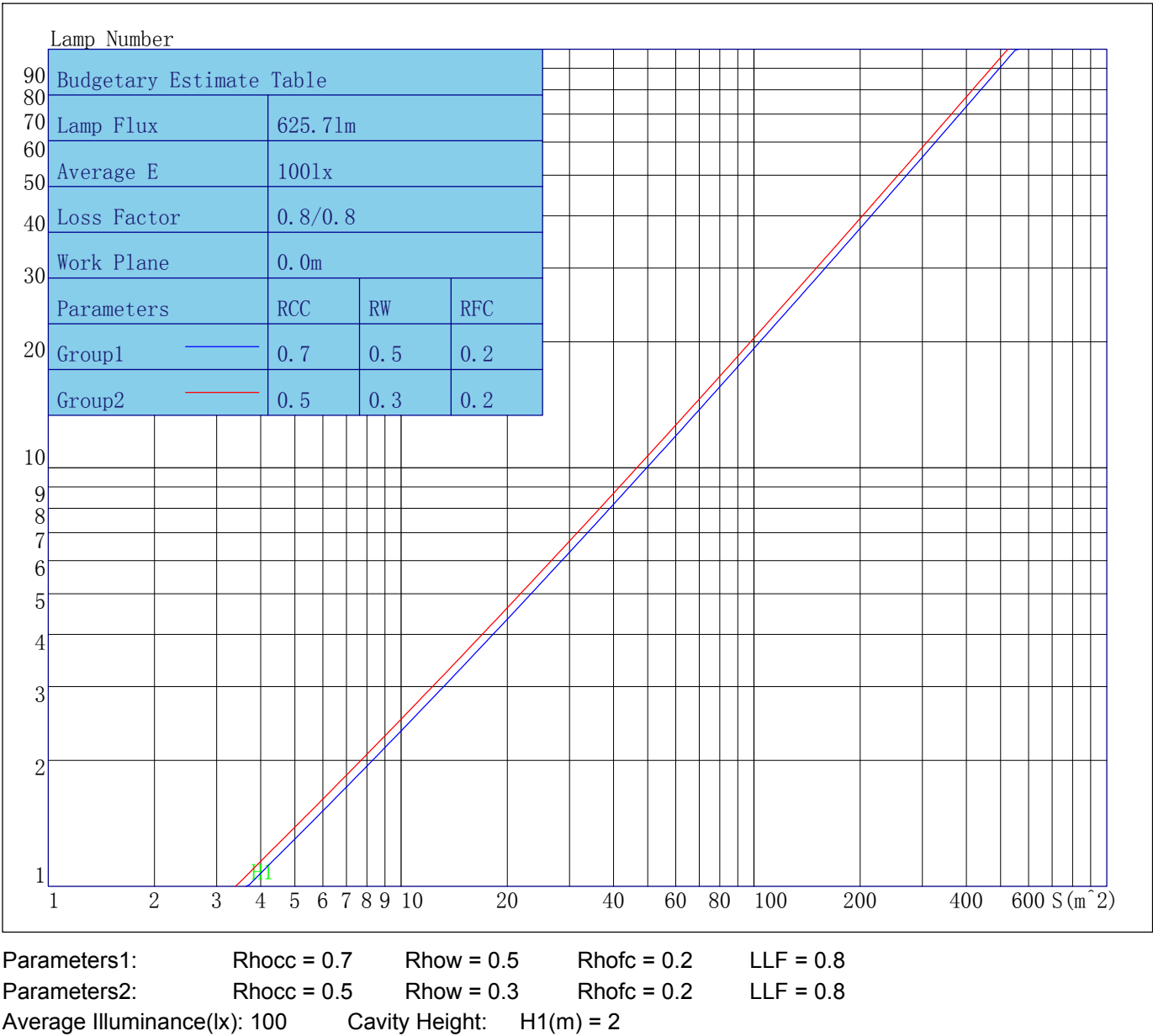
Luminous Size: Length(m)=0.000 Width(m)=-0.050 Height(m)=0.000 Area(m^2)=0.001963

Luminous Type: Without Luminous Side

Luminous Curves: C0-C180 Color: — C90-C270 Color: —

Indoor Budgetary Estimate Table

Lum. Name: SD01-08-XX-01 3000K RA90 24D	Lum. Catalog:	Test ID: 01
Lamp Name:	Lamp Catalog: LED	Test Lab: Quality Department
Manufacture: Shenzhen Norming Lighting Co.Ltd	Test Machine:GON-2000	Test Date: 2021/04/29



Indoor Coefficient of Utilization Table

Lum. Name: SD01-08-XX-01 3000K RA90 24D	Lum. Catelog:	Test ID: 01
Lamp Name:	Lamp Catelog: LED	Test Lab: Quality Department
Manufacture: Shenzhen Norming Lighting Co.Ltd	Test Machine:GON-2000	Test Date: 2021/04/29

Coefficients of Utilization - Zonal Cavity Method																		
Coef.	Effective Floor Cavity Reflectance RFC=0.20																	
RhoCC (%)	80				70				50			30			10			0
RhoW (%)	70	50	30	10	70	50	30	10	50	30	10	50	30	10	50	30	10	0
RCR	Coefficient of Utilization(%)																	
0	119	119	119	119	116	116	116	116	111	111	111	106	106	106	101	101	101	99
1	114	112	110	108	112	110	108	106	106	104	103	102	101	99	98	97	97	95
2	110	106	102	99	108	104	101	98	101	98	96	98	96	94	95	93	92	90
3	106	100	96	93	104	99	95	92	96	93	90	94	91	89	92	89	88	86
4	102	95	91	87	100	94	90	87	92	89	86	90	87	85	88	86	84	82
5	98	91	86	83	96	90	86	83	89	85	82	87	84	81	85	83	80	79
6	95	87	83	79	93	87	82	79	85	81	78	84	80	78	83	80	77	76
7	91	84	79	76	90	83	79	76	82	78	75	81	77	75	80	77	74	73
8	88	81	76	73	87	80	76	73	79	75	72	78	75	72	77	74	72	71
9	86	78	73	70	85	77	73	70	77	73	70	76	72	70	75	72	69	68
10	83	75	71	68	82	75	71	68	74	70	67	73	70	67	73	69	67	66

Unified Glare Rating Table

Lum. Name: SD01-08-XX-01 3000K RA90 24D	Lum. Catalog:	Test ID: 01
Lamp Name:	Lamp Catalog: LED	Test Lab: Quality Department
Manufacture: Shenzhen Norming Lighting Co.Ltd	Test Machine:GON-2000	Test Date: 2021/04/29

Unified Glare Rating Table

Ceiling RCC	0.70	0.70	0.50	0.50	0.30	0.70	0.70	0.50	0.50	0.30
Wall RW	0.50	0.30	0.50	0.30	0.30	0.50	0.30	0.50	0.30	0.30
Floor RFC	0.20	0.20	0.20	0.20	0.20	0.20	0.20	0.20	0.20	0.20
Room Size	Vewed crosswise					Vewed endwise				
X=2H    Y=2H	16.6	17.6	17.0	17.9	18.2	16.2	17.2	16.6	17.5	17.8
	16.7	17.6	17.1	17.9	18.3	16.3	17.1	16.6	17.4	17.8
	16.8	17.6	17.2	17.9	18.4	16.3	17.0	16.7	17.4	17.8
	16.9	17.6	17.3	18.0	18.4	16.2	16.9	16.7	17.3	17.7
	16.9	17.5	17.3	17.9	18.4	16.2	16.9	16.6	17.3	17.7
	16.9	17.5	17.3	17.9	18.4	16.2	16.8	16.6	17.2	17.6
X=4H    Y=2H	16.5	17.2	16.9	17.6	18.0	16.1	16.8	16.5	17.2	17.6
	16.7	17.3	17.1	17.7	18.2	16.2	16.8	16.6	17.2	17.6
	16.8	17.4	17.3	17.8	18.3	16.2	16.8	16.7	17.2	17.7
	17.0	17.5	17.5	17.9	18.4	16.2	16.7	16.7	17.2	17.7
	17.0	17.5	17.5	17.9	18.4	16.2	16.7	16.7	17.1	17.6
	17.1	17.5	17.6	18.0	18.5	16.2	16.6	16.7	17.1	17.6
X=8H    Y=4H	16.8	17.2	17.3	17.7	18.2	16.1	16.6	16.6	17.1	17.6
	17.0	17.4	17.5	17.9	18.4	16.2	16.6	16.7	17.1	17.6
	17.1	17.4	17.7	18.0	18.5	16.2	16.5	16.8	17.1	17.6
	17.2	17.5	17.8	18.0	18.6	16.2	16.5	16.8	17.0	17.6
X=12H    Y=4H	16.7	17.1	17.2	17.6	18.1	16.1	16.5	16.6	17.0	17.5
	17.0	17.3	17.5	17.8	18.3	16.2	16.5	16.7	17.0	17.6
	17.1	17.4	17.7	17.9	18.5	16.2	16.5	16.8	17.0	17.6
Variations with the objerver position at spacings										
S=1.0H	0.3/-0.4					0.6/-0.6				
S=1.5H	0.7/-0.8					1.0/-1.1				
S=2.0H	0.9/-1.0					1.3/-1.6				
Reduced UGR Table:										
Nordic Standard Table:	BK0					BK0				
Correction Value	0.9					0.6				

o the CIE Pub.117, data has been corrected, refers to the lamp's lumens 8.2flm.

IES Indoor Report

Photometric Filename:SD01-08-XX-01 3000K RA90 24D.IES

---

Candela Tabulation

V/H	C0.0	C90.0	C180.0	C270.0
γ 0.0	2528.01	2528.01	2528.01	2528.01
γ 1.0	2537.25	2532.09	2515.61	2513.37
γ 2.0	2519.28	2511.03	2495.00	2491.52
γ 3.0	2467.73	2454.50	2448.70	2449.16
γ 4.0	2385.94	2372.81	2373.69	2377.38
γ 5.0	2290.02	2275.77	2279.40	2285.97
γ 6.0	2179.30	2163.39	2154.40	2164.86
γ 7.0	2052.77	2033.01	2005.15	2019.14
γ 8.0	1906.85	1886.26	1850.61	1864.73
γ 9.0	1745.78	1724.18	1687.10	1703.29
γ 10.0	1569.99	1549.26	1505.89	1521.74
γ 11.0	1381.11	1359.99	1302.62	1320.64
γ 12.0	1192.16	1170.64	1108.60	1123.73
γ 13.0	1024.79	1007.70	935.99	949.84
γ 14.0	888.39	874.23	794.44	805.26
γ 15.0	776.14	763.27	683.08	693.36
γ 16.0	684.64	672.84	597.37	604.38
γ 17.0	610.14	599.81	526.22	533.61
γ 18.0	548.81	539.35	467.97	474.46
γ 19.0	496.06	487.70	419.26	425.61
γ 20.0	450.35	441.52	378.93	384.33
γ 21.0	410.23	401.96	344.16	349.41
γ 22.0	374.00	366.39	312.79	317.19
γ 23.0	341.24	334.40	283.58	288.55
γ 24.0	312.26	305.38	257.47	262.11
γ 25.0	286.66	279.89	233.21	237.84
γ 26.0	262.94	256.55	210.96	215.55
γ 27.0	241.43	234.93	190.57	194.93
γ 28.0	221.03	214.98	171.95	176.08
γ 29.0	202.04	196.13	154.92	158.66
γ 30.0	183.97	178.50	139.20	143.20
γ 31.0	167.24	161.66	125.04	129.03
γ 32.0	150.88	145.54	112.41	116.33
γ 33.0	136.21	131.05	101.11	104.80
γ 34.0	122.73	117.81	90.03	93.67
γ 35.0	109.92	104.90	80.40	83.86
γ 36.0	98.72	94.21	71.90	75.28
γ 37.0	89.07	84.71	62.25	65.48
γ 38.0	80.42	76.15	55.07	58.12
γ 39.0	72.35	68.09	49.13	52.03
γ 40.0	64.20	60.03	43.73	46.51
γ 41.0	49.44	45.40	38.86	41.61
γ 42.0	33.71	30.18	34.06	36.78
γ 43.0	23.83	20.74	24.91	27.31
γ 44.0	18.79	16.03	16.68	18.94
γ 45.0	16.66	14.15	13.58	15.69
γ 46.0	15.22	12.91	12.12	14.08

Candela Tabulation - (Cont.)

V/H	C0.0	C90.0	C180.0	C270.0
γ 47.0	14.05	11.92	11.09	12.92
γ 48.0	13.07	11.07	10.27	11.97
γ 49.0	12.18	10.28	9.60	11.23
γ 50.0	11.21	9.38	9.04	10.57
γ 51.0	10.45	8.73	8.47	9.95
γ 52.0	9.81	8.18	7.79	9.19
γ 53.0	9.28	7.73	7.35	8.71
γ 54.0	8.81	7.32	6.99	8.26
γ 55.0	8.35	6.94	6.68	7.91
γ 56.0	7.94	6.56	6.40	7.59
γ 57.0	7.54	6.21	6.14	7.28
γ 58.0	7.14	5.86	5.90	7.00
γ 59.0	6.75	5.51	5.65	6.72
γ 60.0	6.42	5.21	5.41	6.45
γ 61.0	6.11	4.95	5.17	6.19
γ 62.0	5.80	4.68	4.97	5.95
γ 63.0	5.50	4.40	4.76	5.70
γ 64.0	5.21	4.15	4.55	5.46
γ 65.0	4.96	3.91	4.35	5.24
γ 66.0	4.69	3.68	4.17	5.03
γ 67.0	4.43	3.46	3.98	4.82
γ 68.0	4.20	3.26	3.79	4.61
γ 69.0	3.97	3.05	3.61	4.41
γ 70.0	3.74	2.85	3.41	4.19
γ 71.0	3.51	2.62	3.23	3.97
γ 72.0	3.28	2.41	3.00	3.74
γ 73.0	3.06	2.22	2.79	3.51
γ 74.0	2.85	2.03	2.57	3.28
γ 75.0	2.64	1.85	2.36	3.06
γ 76.0	2.45	1.68	2.16	2.84
γ 77.0	2.26	1.49	1.97	2.62
γ 78.0	2.09	1.33	1.78	2.43
γ 79.0	1.91	1.18	1.59	2.23
γ 80.0	1.74	1.03	1.42	2.04
γ 81.0	1.58	0.89	1.24	1.86
γ 82.0	1.44	0.76	1.09	1.67
γ 83.0	1.29	0.63	0.93	1.50
γ 84.0	1.15	0.49	0.77	1.33
γ 85.0	1.01	0.38	0.62	1.17
γ 86.0	0.88	0.27	0.48	1.00
γ 87.0	0.76	0.15	0.34	0.86
γ 88.0	0.63	0.06	0.20	0.71
γ 89.0	0.53	0.00	0.08	0.56
γ 90.0	0.46	0.00	0.00	0.42
γ 91.0	0.40	0.00	0.00	0.34
γ 92.0	0.34	0.00	0.00	0.28
γ 93.0	0.28	0.00	0.00	0.20

---



Candela Tabulation - (Cont.)

V/H	C0.0	C90.0	C180.0	C270.0
γ 94.0	0.22	0.00	0.00	0.14
γ 95.0	0.17	0.00	0.00	0.08
γ 96.0	0.12	0.00	0.00	0.02
γ 97.0	0.07	0.00	0.00	0.00
γ 98.0	0.04	0.00	0.00	0.00
γ 99.0	0.00	0.00	0.00	0.00
γ 100.0	0.00	0.00	0.00	0.00
γ 101.0	0.00	0.00	0.00	0.00
γ 102.0	0.00	0.00	0.00	0.00
γ 103.0	0.00	0.00	0.00	0.00
γ 104.0	0.00	0.00	0.00	0.00
γ 105.0	0.00	0.00	0.00	0.00
γ 106.0	0.00	0.00	0.00	0.00
γ 107.0	0.00	0.00	0.00	0.00
γ 108.0	0.00	0.00	0.00	0.00
γ 109.0	0.00	0.00	0.00	0.00
γ 110.0	0.00	0.00	0.00	0.00
γ 111.0	0.00	0.00	0.00	0.00
γ 112.0	0.00	0.00	0.00	0.00
γ 113.0	0.00	0.00	0.00	0.00
γ 114.0	0.00	0.00	0.00	0.00
γ 115.0	0.00	0.00	0.00	0.00
γ 116.0	0.00	0.00	0.00	0.00
γ 117.0	0.00	0.00	0.00	0.00
γ 118.0	0.00	0.00	0.00	0.00
γ 119.0	0.00	0.00	0.00	0.00
γ 120.0	0.00	0.00	0.00	0.00
γ 121.0	0.00	0.00	0.00	0.00
γ 122.0	0.00	0.00	0.00	0.00
γ 123.0	0.00	0.00	0.00	0.00
γ 124.0	0.00	0.00	0.00	0.00
γ 125.0	0.00	0.00	0.00	0.00
γ 126.0	0.00	0.00	0.00	0.00
γ 127.0	0.00	0.00	0.00	0.00
γ 128.0	0.00	0.00	0.00	0.00
γ 129.0	0.00	0.00	0.00	0.01
γ 130.0	0.00	0.00	0.00	0.09
γ 131.0	0.00	0.00	0.08	0.16
γ 132.0	0.00	0.00	0.16	0.24
γ 133.0	0.00	0.00	0.26	0.34
γ 134.0	0.09	0.00	0.37	0.44
γ 135.0	0.19	0.04	0.49	0.54
γ 136.0	0.30	0.15	0.62	0.67
γ 137.0	0.41	0.27	0.75	0.80
γ 138.0	0.53	0.39	0.88	0.93
γ 139.0	0.65	0.52	1.02	1.06
γ 140.0	0.79	0.66	1.16	1.20

---

Candela Tabulation - (Cont.)

V/H	C0.0	C90.0	C180.0	C270.0
γ 141.0	0.93	0.81	1.32	1.34
γ 142.0	1.07	0.94	1.46	1.47
γ 143.0	1.20	1.09	1.61	1.62
γ 144.0	1.35	1.24	1.75	1.76
γ 145.0	1.49	1.37	1.89	1.90
γ 146.0	1.62	1.51	2.02	2.03
γ 147.0	1.74	1.65	2.15	2.16
γ 148.0	1.89	1.79	2.27	2.27
γ 149.0	2.01	1.91	2.38	2.38
γ 150.0	2.14	2.03	2.48	2.49
γ 151.0	2.24	2.12	2.58	2.58
γ 152.0	2.34	2.23	2.67	2.66
γ 153.0	2.43	2.33	2.74	2.75
γ 154.0	2.52	2.40	2.82	2.81
γ 155.0	2.59	2.49	2.87	2.87
γ 156.0	2.67	2.56	2.92	2.92
γ 157.0	2.74	2.63	2.98	2.97
γ 158.0	2.81	2.69	3.03	3.02
γ 159.0	2.85	2.74	3.07	3.06
γ 160.0	2.91	2.79	3.11	3.09
γ 161.0	2.95	2.83	3.13	3.13
γ 162.0	2.99	2.88	3.15	3.14
γ 163.0	3.03	2.92	3.19	3.17
γ 164.0	3.06	2.95	3.21	3.19
γ 165.0	3.10	2.98	3.23	3.21
γ 166.0	3.11	3.01	3.24	3.22
γ 167.0	3.14	3.02	3.24	3.22
γ 168.0	3.15	3.03	3.24	3.22
γ 169.0	3.15	3.04	3.24	3.23
γ 170.0	3.15	3.04	3.23	3.21
γ 171.0	3.15	3.03	3.21	3.19
γ 172.0	3.13	3.02	3.19	3.17
γ 173.0	3.11	3.01	3.17	3.14
γ 174.0	3.10	3.00	3.14	3.12
γ 175.0	3.08	2.98	3.12	3.10
γ 176.0	3.07	2.97	3.10	3.09
γ 177.0	3.08	2.97	3.09	3.07
γ 178.0	3.08	2.98	3.10	3.06
γ 179.0	3.08	2.99	3.11	3.06
γ 180.0	3.07	3.07	3.07	3.07